

# PROPOSED BUDGET OVERVIEW

## CITY OF AMARILLO FISCAL YEAR 2021/2022

The City of Amarillo fiscal year begins October 1 and ends September 30. The fiscal year 2021/2022 (FY21/22) Budget is the most important document approved by City Council annually and guides the City's priorities and work plan.

AMARILLO CITY COUNCIL  
HAS PROPOSED A BALANCED

# \$424.4 M

OPERATING BUDGET FOR  
FY21/22, WHICH INCLUDES  
THE GENERAL FUND AND  
SEVERAL OTHER OPERATING  
FUNDS AND DEDICATED  
FUNDS.

### FY21/22 KEY BUDGET PRIORITIES

#### > Additional Public Safety Support

- > **Capital Improvement Projects**
  - Parks & Recreation
  - Street
  - Water and Sewer
  - Drainage Utility

#### > Infrastructure Support & Equipment


- Police and Fire
- Water and Sewer
- Drainage
- Fleet Services



THE GENERAL FUND BUDGET  
ACCOUNTS FOR 41% OF THE  
TOTAL PROPOSED BUDGET

#### 59% OTHER OPERATING AND DEDICATED FUNDS:

- > 19% Capital Improvement Projects
- > 10% Water and Sewer System Fund
- > 11% Internal Service Funds
- > 9% Debt Service Fund
- > 6% Special Revenue Funds
- > 2% Airport Fund
- > 1% Drainage Utility Fund
- > 1% Capital Improvement Transfers



## PROPERTY AND SALES TAX

The City of Amarillo's proposed 2021 tax rate is one of the lowest rates of comparable cities.



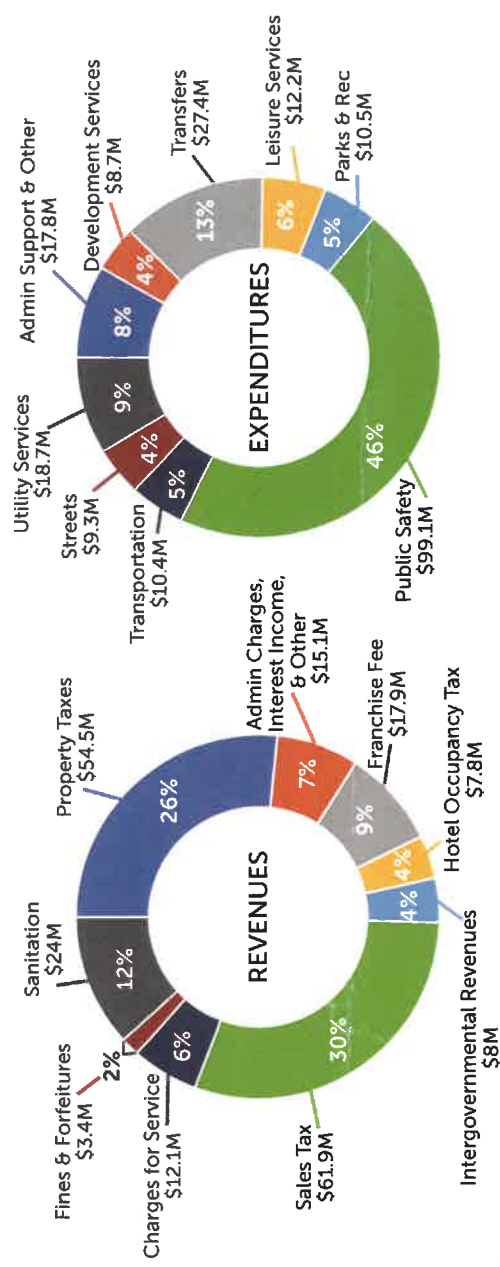
Of the City's General Fund Revenue comes from Property and Sales Tax.  
**46% Goes toward funding Public Safety expenditures.**

**Sales Tax Revenues** are 30% of total General Fund Revenues

**Property Tax Revenues** are 26% of total General Fund Revenues

## FY21/22 GENERAL FUND

The GENERAL FUND is the City's main operating fund containing the majority of revenues, operating expenditures, and departmental budgets.



### 20/21 TAX RATE OF 3 SMALLER & 3 LARGER CITIES IN TEXAS

<b>LUBBOCK</b> POP. 253,851	0.55800
<b>GARLAND</b> POP. 242,507	0.59410
<b>IRVING</b> POP. 240,373	0.77000
<b>AMARILLO</b> POP. 213,143	0.48404
<b>MCKINNEY</b> POP. 199,197	0.67000
<b>BROWNSVILLE</b> POP. 199,062	0.69796
<b>GRAND PRAIRIE</b> POP. 194,614	0.50865

Amarillo's listed tax rate is the PROPOSED rate for FY21/22


SCHOOL DISTRICT

COUNTIES

CITY OF AMARILLO

AMARILLO COLLEGE

WATER DISTRICT



LESS THAN 20% OF A HOMEOWNER'S TOTAL TAX BILL GOES TO THE CITY

A \$100,000 value homeowner in Amarillo will pay \$484.04 per year in City property taxes, or \$40.34 per month, or \$1.33 per day.

### CURRENT TAX RATE AMOUNT/MONTH = \$33.07

Current Service Levels:

- 24 Hour Police and Fire protection, 911 Services, Parks, Streets, Libraries, Rec Centers, Swimming Pools, Neighborhood Services, Planning and Development Services, and more.

### PROPOSED TAX RATE AMOUNT/MONTH = \$40.34

All Current Service Levels PLUS:

- Additional Police Officers, increased pothole repair, improved athletic fields, trails and playground equipment, additional Police and Fire equipment, and more

View the City of Amarillo proposed budget at: [www.amarillo.gov/Budget](http://www.amarillo.gov/Budget)